



## STYLE # 4010

### THE SHEER LAYERED TEE

**SELF FABRIC :** SHEER JERSEY 100% COMBED COTTON 40/1  
3.2OZ / 110G PRE-SHRUNK

**NECK :** SHEER JERSEY 100% COMBED COTTON 40/1 3.2OZ /  
110G PRE-SHRUNK

**SLEEVES :** SHEER JERSEY 100% COMBED COTTON 40/1 3.2OZ /  
110G PRE-SHRUNK

GARMENT SPECIFICATION	S	M	L	XL
HIGH POINT SHOULDER LENGTH	24 3/8	25	25 5/8	26 1/4
BUST 1" BELOW ARMHOLE	14	15	16	17 1/2


COLOR : BLACK/HT.GRAY



BLACK/HT.GRAY	S	M	L	XL	Total
California(At Once)					

\*\*SOME COLORS HAVE MULTIPLE SHADES. PLEASE CHECK ALL. THIS INVENTORY IS IN REAL-TIME. DUE TO HIGH DEMAND IT MAY CHANGE BEFORE YOUR ORDER IS PLACED. THE DATES GIVEN FOR WORK-IN-PROGRESS (WIP) MAY ALSO CHANGE DEPENDING ON VARIOUS ELEMENTS. PLEASE CALL CUSTOMER SERVICE FOR THE MOST UP-TO-DATE INVENTORY AND WIP INFORMATION. [CONTACT US](#)\*\*


### COLOR CHART




BLACK/HT.GRAY



BLACK/WHITE



CHOCOLATE/R.ROSE




HOT PINK/WHITE




ICEBERG/TUQUOISE



LT PINK/WHITE



SKY BLUE/LT BLUE



THYME/BANANA  
CREAM

**NEXT  
LEVEL**  
APPAREL