



On or off the field, it's the most warmth you can get out of a sweatshirt. Weighing in at a hefty 12 ounces, our super heavyweight fleece is constructed for durability and comfort.

- 12-ounce, cross-grain 80/20 ring spun combed cotton/poly
- 2x2 rib knit crewneck
- Twill-taped neck
- Rib knit side gussets
- 2x2 rib knit cuffs and waistband with spandex
- Set-in sleeves

CARE INSTRUCTIONS

Machine wash cold. Wash with like colors. Do not bleach. Tumble dry low. Warm iron if necessary.

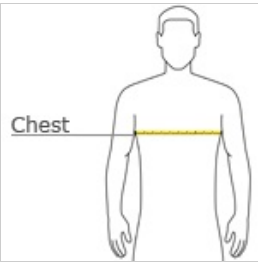


front



back

HOW TO MEASURE




CHEST
With arms down at sides, measure around the upper body, under arms and over the fullest part of the chest.


SIZE CHART

	XS	S	M	L	XL	2XL	3XL	4XL
Chest	32-34	35-37	38-40	41-43	44-46	47-49	50-53	54-57


COLOR INFORMATION




Athletic Heather
PMS COOL GRAY 5 C




Black
PMS Ntr Black C




Brown
PMS 476 C




Dark Green
PMS 546 7 C




Maroon
PMS 504 C




Navy
PMS 433 C




Orange
PMS 7579 C



Red
PMS 193 C



Royal
PMS 7687 C



True Navy
PMS 533 C