



On or off the field, it's the most warmth you can get out of a sweatshirt. Weighing in at a hefty 12 ounces, our super heavyweight fleece is constructed for durability and comfort.

- 12-ounce, cross-grain 80/20 ring spun combed cotton/poly
- Twill-taped neck
- 2-ply hood with dyed-to-match lining and drawcord
- Antique nickel-finished zipper
- Set-in sleeves
- Rib knit side gussets
- 2x2 rib knit cuffs and waistband with spandex
- Front pouch pockets

CARE INSTRUCTIONS

Machine wash cold. Wash with like colors. Do not bleach. Tumble dry low. Warm iron if necessary.

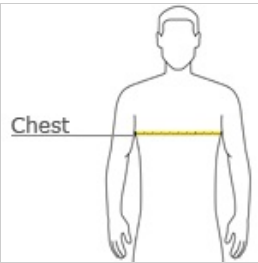


front



back

HOW TO MEASURE








CHEST
With arms down at sides, measure around the upper body, under arms and over the fullest part of the chest.

SIZE CHART

	XS	S	M	L	XL	2XL	3XL	4XL
Chest	32-34	35-37	38-40	41-43	44-46	47-49	50-53	54-57

COLOR INFORMATION

						
Athletic Heather PMS COOL GRAY 5 C	Black PMS Ntr Black C	Brown PMS 476 C	Navy PMS 433 C	Red PMS 193 C	Royal PMS 7687 C	True Navy PMS 533 C