



With the Endeavor Jacket, we've made a team effort to achieve corporate success. This fashionable workplace style has a soft hand and modern details like ergonomic zipper pulls and a stowaway hood to ensure it's as practical as it is professional.

- 100% polyester twill with PU coating
- Mesh upper-body lining, polyester lower-body and sleeve lining
- Two-way zipper with ergonomic pull
- Interior chest pocket
- Sleeve storage pocket
- Front zippered pockets
- Adjustable tab cuffs with hook and loop closures
- Open hem with locking drawcords
- Port Pocket™ for easy embroidery access

CARE INSTRUCTIONS

Machine wash cold. Do not dry clean, iron, bleach or tumble dry.



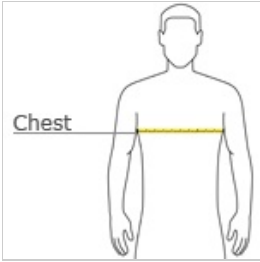
front



back

[Tips For Effectively Screen Printing Polyester Fabrics](#)

HOW TO MEASURE




CHEST
With arms down at sides, measure around the upper body, under arms and over the fullest part of the chest.


SIZE CHART

	XS	S	M	L	XL	2XL	3XL	4XL
Chest	32-34	35-37	38-40	41-43	44-46	47-49	50-53	54-57


COLOR INFORMATION




Beach/Sand
Dune
PMS 453 C



Black/Black
PMS NTR BLACK
C



Black/Gunmetal
PMS 7540 C



Insignia
Blue/Navy
PMS 533 C