



The double layer mesh construction of Dri-Mesh releases heat and sweat, while maintaining superior breathability. The result is you stay comfortable, cool and dry in even the most active workouts.

- 3.5-ounce, 100% polyester double mesh
- Taped neck
-
- Double-needle shoulders, sleeves and hem

**Due to the nature of 100% polyester performance fabrics, special care must be taken throughout the screen printing process.*

CARE INSTRUCTIONS

Machine wash cold with like colors. Do not bleach. Tumble dry low. Warm iron if necessary. Do not use fabric softeners.



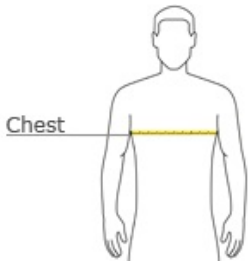
front



back

[Tips For Effectively Screen Printing Polyester Fabrics](#)

HOW TO MEASURE









CHEST
With arms down at sides, measure around the upper body, under arms and over the fullest part of the chest.

SIZE CHART

	XS	S	M	L	XL	3XL	4XL
Chest	30-32	33-35	36-39	40-43	44-46	50-53	54-57

COLOR INFORMATION

					
Black PMS Ntr Black C	Navy PMS 376 C	Red PMS 193 C	Royal PMS 7687 C	Steel PMS Cl GY 11 C	White PMS No Match