

# Ladies Long Sleeve Silk Touch™ Polo L500LS



A favorite for years, our Silk Touch polo is soft, supple and easy to care for. The silky smooth pique knit resists wrinkles while the classic long sleeve style looks great on everyone.

- 5-ounce, 65/35 poly/cotton pique
- Traditional, relaxed look
- Flat knit collar and cuffs
- Double-needle armhole seams and hem
- 3-button reverse placket
- Metal buttons with dyed-to-match plastic rims
- Open hem sleeves
- Side vents

**CARE INSTRUCTIONS**

Machine wash cold with like colors. Do not bleach. Tumble dry low. Warm iron if necessary.

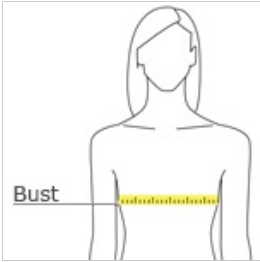


front



back

**HOW TO MEASURE**










**BUST**  
With arms down at sides, measure around the upper body, under arms and around the fullest part of the bust.

**SIZE CHART**

	XS	S	M	L	XL	XXL	3XL	4XL
Size	2	4/6	8/10	12/14	16/18	20/22	24/26	28/30
Bust	32-34	35-36	37-38	39-41	42-44	45-47	48-51	52-55

**COLOR INFORMATION**

						
Black PMS 426 C	Burgundy PMS 505 C	Dark Green	Navy PMS 533 C	Red PMS 207 C	Royal PMS 654 C	White PMS No Match