

Retro Camp Shirt S300



An easy care camp shirt crafted from soft peached twill, this retro style is a tribute to the debut of cool.

- 4.5-ounce, 55/45 cotton/poly
- Open collar
- Dyed-to-match buttons
- Side vents
- Open hem

CARE INSTRUCTIONS

Machine wash warm with like colors . Only non-chlorine bleach when needed. Tumble dry low. Warm iron if necessary.

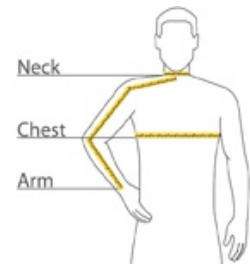


front



back

HOW TO MEASURE



CHEST

With arms down at sides, measure around the upper body, under arms and over the fullest part of the chest.

ARM

Place hand on hip. Start at the center of the back of the neck and measure across the shoulder, to the elbow, and then down to the wrist.


NECK

Measure around the base of the neck, inserting a finger or two between the tape and neck for comfort.


SIZE CHART

	XS	S	M	L	XL	2XL	3XL	4XL
Chest	32-34	35-37	38-40	41-43	44-46	47-49	50-53	54-57
Neck	14 1/2 - 15	15 - 15 1/2	15 1/2 - 16	16 - 16 1/2	16 1/2 - 17	17 - 17 1/2	17 1/2 - 18	18 - 18 1/2
Arm	30 1/2	32	34	35	36 1/2	37 1/2	38 1/2	39 1/2

COLOR INFORMATION




Black/Burgundy
PMS 505 C




Black/Light Stone
PMS 454 C



Black/Red
PMS 193 C



Black/Royal
PMS 7687 C



Black/Steel Grey
PMS 11 C